

Sorting Center: SHAPES




SORTING CENTER: SHAPES

This hands-on activity is a fun way to help your children recognize and sort shapes. Print out the shape headings and shape cards on white cardstock. I like to laminate them before I cut them out so they are more durable and can be used year after year.

These cards can be used in many different settings. I like to use the cards during my morning "Circle Time." You can either attach the shape headings to your board or put them on the floor in the middle of your circle. You can use as many headings and cards as you want depending on how much time you have and also on your children's abilities. Mix up the shape cards and pass them out to the children. Have the children take turns placing their shape cards next to the correct shape heading.





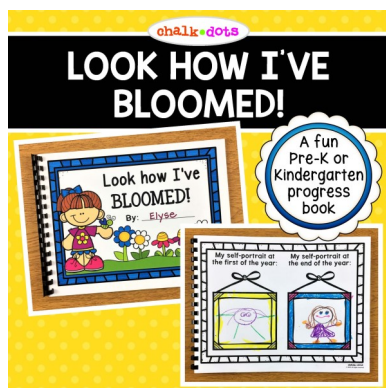
These cards can also be used for small group instruction with any children who need extra practice with their shapes. They can also be put in a center for the children to work on individually.

I hope you and your students enjoy this resource!



For additional PreK/Kindergarten products like the ones shown below, please click on the following link:

[PreK/Kindergarten Resources](#)



Thank you so much for your purchase!

I hope you and your students enjoy this resource!

Please remember it is for **YOUR** classroom use only! Any duplication and sharing is strictly forbidden as well as posting **ANY** part of it on the internet, such as school or district websites and file sharing sites such as Amazon Inspire. Violations are subject to the penalties of the Digital Millennium Copyright Act. If you wish to share with other teachers, you will need to purchase additional licenses which can be bought for 75% of the original cost or they will need to purchase their own copy.


Thank you in advance for following these rules! :)

If you would like to see my other products, please visit my store

<http://www.teacherspayteachers.com/Store/Chalkdots>

Please don't forget to **RATE THIS PRODUCT** and provide feedback so you can earn credits for future purchases on TpT.


Also, be sure to [FOLLOW ME](#) to see my new upcoming products!



Thank you so much for your support of

chalk.dots


A big **THANK YOU** to the following for providing the graphics:






circle

chalk•dots
© 2018 All rights reserved.




square

chalk•dots
© 2018 All rights reserved.




triangle

chalk•dots
© 2018 All rights reserved.




rectangle

chalk•dots
© 2018 All rights reserved.




oval

chalk•dots
© 2018 All rights reserved.




diamond

chalk•dots
© 2018 All rights reserved.



octagon

chalk•dots
© 2018 All rights reserved.



trapezoid

chalk•dots
© 2018 All rights reserved.

